

Tony Bowler

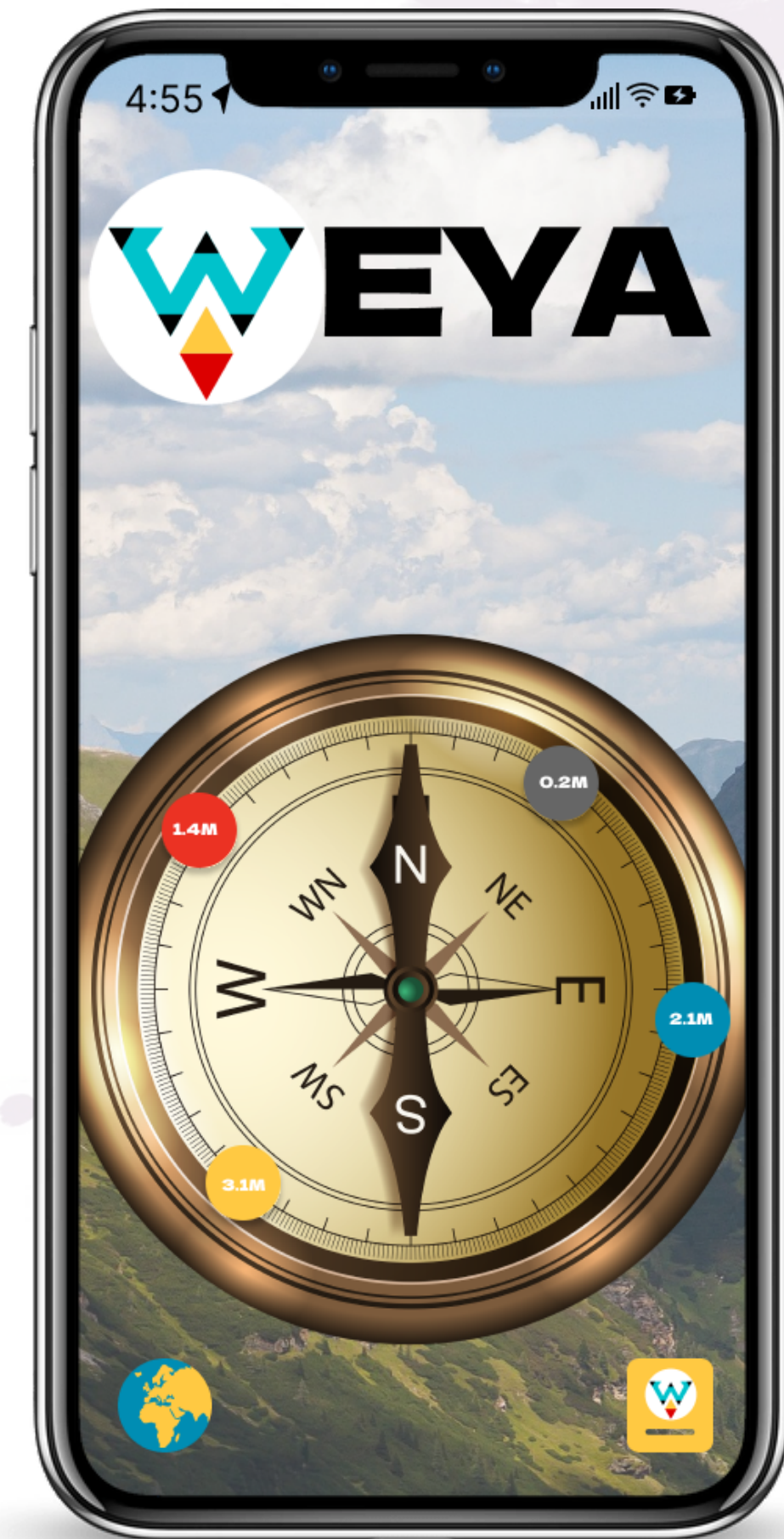


Named for the Shoshone explorer, Sacagawea, Weya is an app designed to mix travel, education, NFT collectibles, and augmented reality into the ultimate gamified travel experience.





The main page of Weya has a compass that shows the location of different points of interest near you. These places are symbolized by different colored dots on the circumference of the compass. Gold dot locations have never been scouted by any other Weya users. Red dot locations have 1-100 visitors, and blue dot locations have over 100 visitors. Gray dot locations are places that you have been to, but have not claimed in your passport. Explore the Gold dot location by tapping it.





When you tap the gold dot, the compass transforms into a map that shows you directions to the point of interest. A matching gold title screen appears, explaining what is at that location, the address of the dot, and how far away it is.





When you arrive at the location, the app will show interesting information about the place you have visited. It will give you the option of picking up an NFT collectible to commemorate your visit. Tap the button labeled "stamp passport" to get your NFT!






The stamp you receive has now been added to your passport. Notice the #1 icon at the bottom of the screen to commemorate your spot as the first visitor of this location.





You can also create a 3D widget for other Weya users to discover called a footprint by tapping the footprint button. Tap the photo icon to the right of the widget to attach a picture to it. When you're ready, you can drop the footprint anywhere you'd like at the location.






Tap the yellow icon in the bottom right corner to be taken to the passport screen. Here you will find a summary of your findings. You'll see how many locations you have found, how many passport stamps you've collected and how many footprints you've left behind. You'll also notice that you've scored points for your exploration weighted by which grade sites you've visited. You'll also note that there are medals you can earn for your travels.





Medals are achievements you earn based on your travels and adventures. Here you can see Tony has earned the "Houston Sports Fan" medal by visiting the four major sports stadiums in Houston, TX. He is also working towards getting the Outdoorsman, US Sculptures, and Lone Star medals.





You can swipe through the passport to get to the stamps page. You will see a list of all the NFT stamps you collected during your travels. Each stamp has a name, its own unique design, and the date that you acquired it.

Tap any stamp to see a more detailed version of the stamp you've acquired.

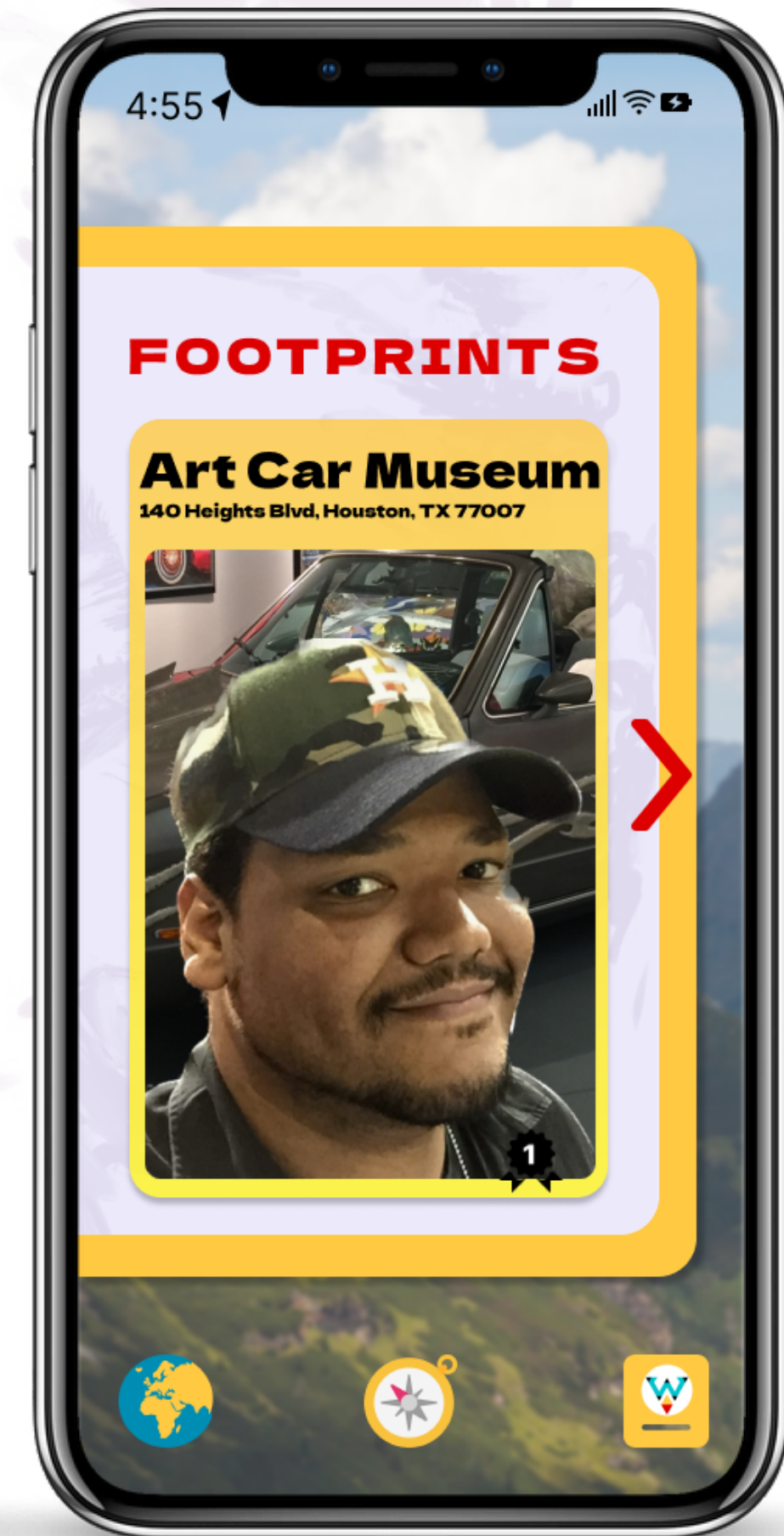
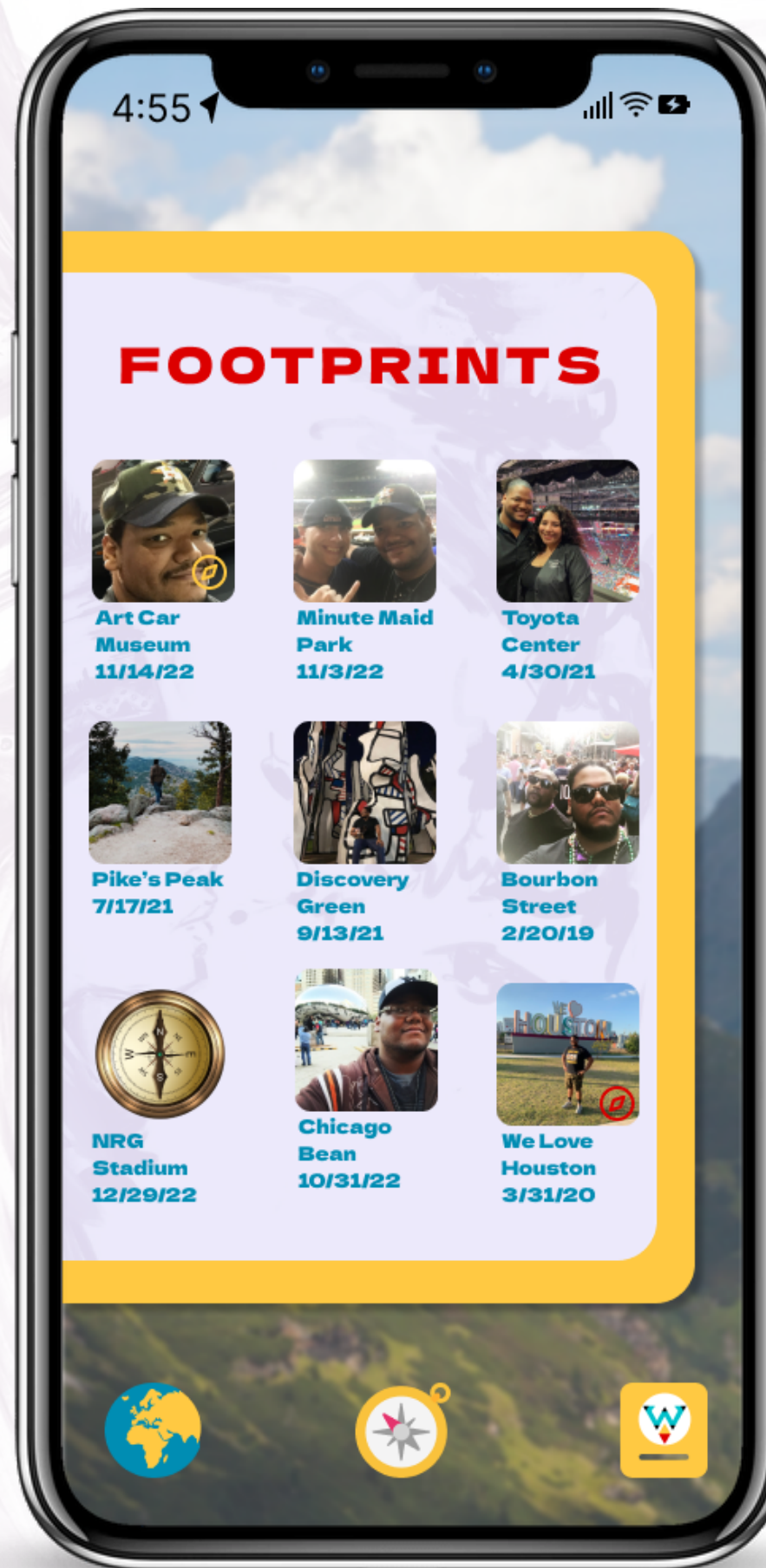




Continue scrolling through your passport pages to see the footprints you've left behind for other Weya users to find.

The bottom right shows a footprint icon earned but not yet left behind.

You can tap any pictures to see an expanded view of your footprints.





Tap the blue and yellow globe at the bottom left of the screen to see a map view of all the places you've visited.

Tap one of the tags to see a carousel of all the footprints left by Weya explorers who have visited the location you've been to.

